

Reality – Bible Lesson for June 14, 2020 – Kindergarten – 3rd Grade

New Testament Section Two: His Love for All People Lesson 3: Miracles – Feeding the 5,000

- 1. Lesson: Miracles – Feeding the 5,000**
- 2. Scripture:** Matthew 14:13-22; Mark 6:30-44; Luke 9:10-17; John 6:1-15
- 3. Memory Verse:** "For God so loved the world that he gave his one and only Son, that whoever believes in him shall not perish but have eternal life." (John 3:16) (repeated from last week)
- 4. The Jesus Storybook Bible:** Pages 244 - 249
- 5. The Beginner's Bible:** Pages 357 - 363
- 6. God's Story for Me Bible:** Pages 350 - 355
- 7. Materials useful in teaching the lesson – Beginning Activity – Object Lesson:** one piece of plain white paper; scissors **Craft: Elementary** - 2 colors of construction paper per child; scissors; glue sticks or tape; large googly eyes (optional)

Craft:

<http://outuponthewaters.com/easy-paper-fish-craft-for-kids/>

Videos you can use to reinforce the story:

<https://www.youtube.com/watch?v=0fGjybUn5bE>

<https://www.youtube.com/watch?v=uupg0V-17NU>

1.Prayer: Pray with your children – then introduce the following object lesson:

You will need a piece of regular white paper and a pair of scissors.

Say: I have a pair of scissors and a plain piece of paper. How many corners does my piece of paper have? (Allow time for the kids to answer)

That's right – my paper has 4 corners. But what if I want to give someone a corner? (Cut off a corner of the paper and hand it to a child. Hold up your paper and say...) Now that I've given a corner away, how many corners do I have? (Allow time for the kids to answer)

Wait a minute – I have 5. (Count the corners to show the kids there are now 5 corners on your paper.) (Cut off more corners – each time counting the multiplying corners) Every time I cut off a corner, I get more corners. Watching these multiplying corners sort of reminds me of the story we're going to hear about today. It's about another of the wonderful miracles of Jesus.

Say: Jesus did so many amazing things when He was here on earth. One of the miracles He did was to take a small boy's lunch and use it to feed over 5,000 people. You see, the more times Jesus divided the bread and fish, the more He had to give away.

Not only did the bread and fish keep multiplying – the people had more than enough. Jesus took a boy's lunch, just 5 loaves of bread and 2 fish, and blessed over 5000 people with it. Let's hear the story about this incredible miracle...

2. Bible Story: (You can teach the story below or read it from "The Jesus Storybook Bible": Pages 244 - 249; "The Beginner's Bible": Pages – 357 - 363; or "God's Story for Me Bible": Pages 350 - 355)

The miracle of Jesus feeding the 5000 is the only miracle that is mentioned in all four of the Gospels – Matthew, Mark, Luke, and John. It took place nearly a year before His triumphal entry into Jerusalem and His crucifixion – when Jesus was at the height of His ministry. Huge crowds were following Him everywhere He went. Since there were so many people following Jesus, the time He spent with His 12 disciples became especially important because He had a lot that He wanted them to learn. As we begin the story of this miracle, the 12 disciples have just returned to Jesus from their mission throughout Galilee of preaching and healing the sick. John the Baptist had been recently killed by King Herod. It is here in Galilee that we find Jesus united with the disciples making their way to the Sea of Galilee where they went on a fishing boat to a place where they could be alone for a while and spend time praying to God.

But the crowds of people who wanted to see Jesus watched to see which way His boat sailed, and they took their families and started running along the shoreline. When Jesus and His disciples pulled into shore, they found a huge crowd of thousands of people waiting for them. They were like sheep without a shepherd. Jesus had compassion for the people, welcomed them, taught them, and ministered to their needs like a loving shepherd would.

It was almost time for Passover, so many people were on their way to Jerusalem to worship. Hearing that Jesus was in the area, a great multitude sought Him out to hear His teachings and to be healed. The crowd had 5,000 men in it. With women and children, it may have been as large as 10,000 to 15,000 people. As the day was drawing to an end, the Disciples told Jesus to send the people away so that they could find food. But Jesus took this opportunity to teach His disciples a lesson, preparing them for ministry. The disciples looked at the situation and relied on their own ability and resources to deal with the problem. But Jesus used this situation to teach them how they should respond. Jesus would use the miracle of feeding the five thousand to increase the faith of His disciples. This way, when they came across something that was impossible later in life, they would remember that Jesus makes possible the impossible.

Jesus asked His disciple, Philip, "Where should we buy food for these people to eat?" Jesus was asking Philip because he was from the closest town to where they were –

Bethsaida (behth-SAY-ih-duh). He would know best what was available in the town. Philip pointed out that even if the Disciples worked for months, they wouldn't be able to buy food for everyone. Jesus knew that there would never be enough food in the small village to feed this many people – He was presenting the impossibility of the situation. Jesus knew, all along, what He would do but He wanted to test the faithfulness of His Disciples and involve them in the work of the Kingdom of God. Jesus always helps us grow and remember our commitment to Him.

Only in John's Gospel does it tell that the disciple, Andrew, brought forward a young boy who wanted to offer his food of five small barley loaves and two fish. Barley bread was the cheapest bread you could buy – barley was a grain that was usually used to feed animals - yet Jesus used these meager loaves to feed a multitude. When Andrew saw the child, he also saw with eyes of faith what Jesus might do with this small amount. Jesus asked for the people to sit down in an orderly way – in groups of fifty and one hundred. Then He took the loaves and fishes, looked up to Heaven and thanked God for supplying them, broke them, and gave them to the Disciples to distribute to the hungry people. He multiplied them until He fed everyone. The people were filled – which means they ate until they were stuffed. Jesus had supplied abundantly, but He didn't want to waste any food. After everyone finished eating, the disciples went around and picked up 12 baskets of leftovers...All from one little boy's meal.

The people reacted by saying that Jesus was the prophet they had been waiting for and they tried to make Him king. They thought anyone who could perform such miracles must be their long-awaited political king who would help them overthrow the Romans. But Jesus' Kingdom is not of this world. Knowing the desire of the people to make Him their king, Jesus left and made His way up to the mountain by Himself.

Then the Disciples climbed into their boat and the huge crowd left. Jesus taught over and over that His was not the role of conquering king, but the role of suffering servant who would give His life for many. It was a lesson even His own disciples couldn't understand at this point. Jesus was teaching them about the giving character of God – the same character that God wants to build in us. When we have something to do that is difficult, we may act like the disciples did in this story and think about giving up or not even trying. But Jesus shows us the way we are supposed to handle problems. We need to take everything to Him and see what He does with it.

It was a young boy who offered his lunch that ending up being used by Jesus to feed so many people. Age is not important when we offer up ourselves to do service for God. Jesus needs what everyone can bring. We can face the impossible if we only remember to place our lives in His mighty hands.

3. Bible Exploration – Checking for Understanding:

1. Why do you think none of the people left, even though night was coming.





2. How many people were in the crowd? (5,000 men and many more women and children – possibly 10,000 – 15,000 people)
3. What did the disciples tell Jesus to do? (send the people into the surrounding villages so they could get food and lodging)
4. What did Jesus say back to the disciples? (you feed them)
5. How much food did the disciples have? (five loaves and two fish)
6. What did Jesus do before He fed the people? (He thanked God for providing the food.)
7. How many baskets were filled with leftovers? (Twelve)
8. Why is it important that there were 12 full baskets left over? (God provides abundantly.)

4. Bible Application:

Craft: Wiggly Paper Fish Craft

Here are the written instructions with a visual for each step.

- Start with a piece of construction paper.
- Fold diagonally and cut off the extra paper so that you are left with a square.
- Fold each end in toward the middle and then unfold. (You will have 3 creases diagonally across your construction paper).
- Fold the paper in half diagonally.
- Make cuts with your scissors from the center of the paper toward the crease.
- Cut from one end (the tail) evenly. Leave enough uncut paper at the other end for the head.
- Open up your paper.
- Glue one of the outside triangles (the space that's not cut) and fold it over the other uncut triangle. (You'll have almost a paper horn shape.)
- Gently press the head down.
- Glue on contrasting pieces of paper for the tail, fins, and eyes. (Or use large googly eyes.)
- Cut an oval from the main color and glue it at the bottom of the mouth (to give your fish a proper mouth).
- Done! Paper fish craft complete.



5.Memory Verse: Have the children say the memory verse one more time - "For God so loved the world that he gave his one and only Son, that whoever believes in him shall not perish but have eternal life." (John 3:16) (repeated from last week)

Play: What's Next?

Divide your kids up into two groups (or you become one of the groups). Have the two groups on opposite sides of the room. Taking turns, from one group to the next, have each child recite the next word of the verse. Go back and forth reciting the verse several times.

6.Closing Prayer: Lead the children in a closing prayer. Encourage your child/children to also say their own individual prayers about any additional concerns they have.